
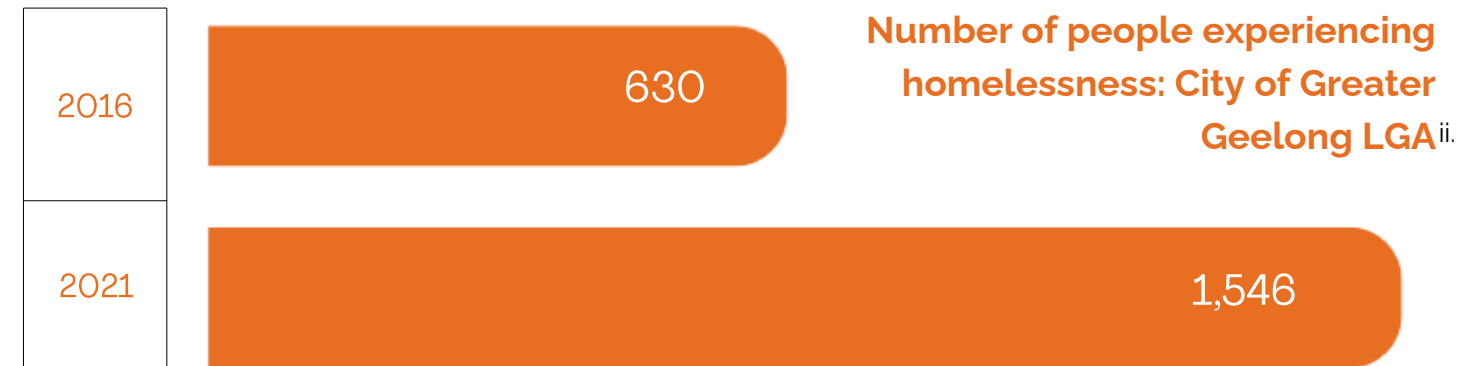


# Homelessness in Greater Geelong

Data Snapshot 2024-2025 Financial Year



The number of people experiencing homelessness in the City of Greater Geelong has doubled from 2016 to 2021. This equates to 57 out of every 10,000 people, compared to the Victorian average of 35<sup>i</sup>



On any given night in the City of Greater Geelong the estimated population of people experiencing homelessness is

**1,546**

## Who Sought Support

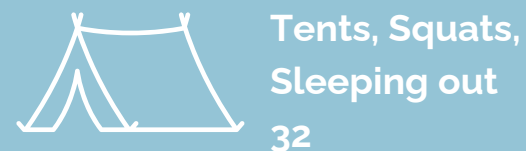
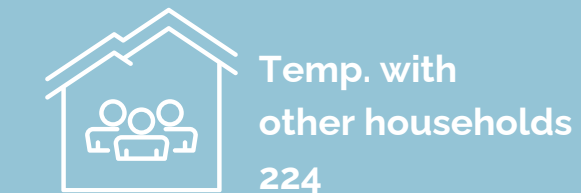
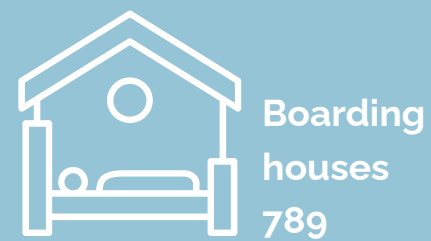
Throughout the 2024-2025 Financial Year, **4,918 people** received support for homelessness

- 44% were survivors of family and domestic violence
- 15% were First Nations People
- 10% were presenting alone



iii.

## Where are People Living



iv.

## Housing Stress

**5,528 households on priority access housing VHR (homeless awaiting housing)**

- 6.2% in mortgage stress
- 28.1% in rental stress<sup>v</sup>

**5.3%** of all Geelong households are in need of affordable housing, compared to 4.5% for Regional Victoria<sup>vi</sup>

Sources:

i. ABS Census Data cited in email communication from CoGG Community Life department, March 2023

ii. ABS (2021). Estimating Homelessness: 2021 Census.


iii. DFFH-BLASN data for 4th Quarter 2025

iv, v. ABS (2021). Estimating Homelessness: 2021 Census.

vi. ABS (2021) Census data compiled and presented by .id (informed decisions).

# Homelessness in Colac Otway Shire

Data Snapshot 2024-2025 Financial Year



The number of people experiencing homelessness within Colac Otway Shire has increased substantially from 62 to 95.



On any given night within Colac Otway Shire the estimated population of people experiencing homelessness is

**95**

## Who Sought Support

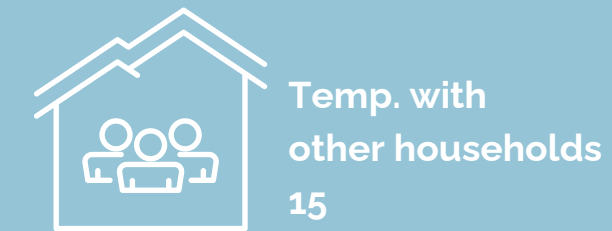
Throughout the 2024-2025 Financial Year, **415 people** received support for homelessness

- 44% were survivors of family and domestic violence
- 15% were First Nations People
- 10% were young people presenting alone



ii.

## Where are People Living




iii.

## Housing Stress

**324 households** on priority access housing VHR (homeless awaiting housing)

- 8.8% in mortgage stress
- 27.6% in rental stress<sup>iv.</sup>



Sources:


ii ABS (2021). Estimating Homelessness: 2021 Census.

ii. DFFH-BLASN data for 4th Quarter 2025

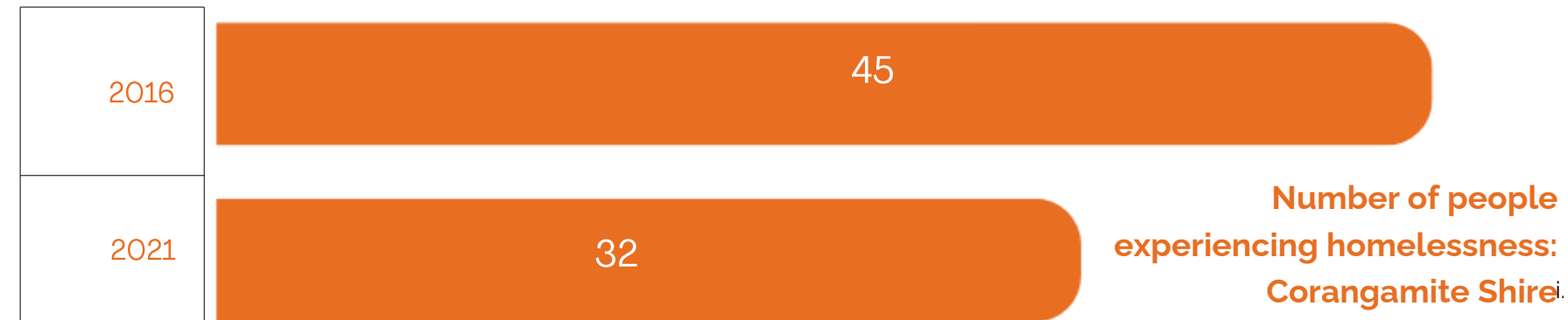
iii., iv. ABS (2021). Estimating Homelessness: 2021 Census.

# Homelessness in Corangamite Shire

Data Snapshot 2024-2025 Financial Year



The number of people experiencing homelessness within Corangamite Shire has decreased from 45 to 32.



On any given night within Corangamite Shire the estimated population of people experiencing homelessness is

**32**

## Who Sought Support

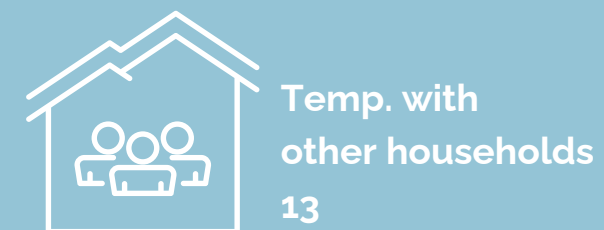
Throughout the 2024-2025 Financial Year, **178 people** received support for homelessness

- 46% were survivors of family and domestic violence
- 22% were First Nations People
- 22% were young people presenting alone



ii.

## Where are People Living




iii.

## Housing Stress

**180 households** on priority access housing VHR (homeless awaiting housing)

- 7.5% in mortgage stress
- 23.5% in rental stress<sup>iv.</sup>



Sources:


ii ABS (2021). Estimating Homelessness: 2021 Census.

ii. DFFH-BLASN data for 4th Quarter 2025

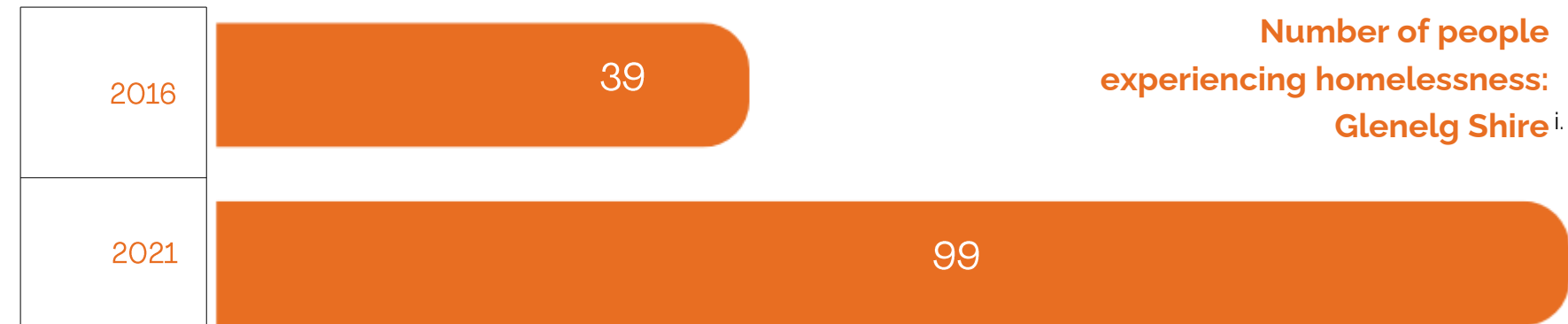
iii., iv. ABS (2021). Estimating Homelessness: 2021 Census.

# Homelessness in Glenelg Shire

Data Snapshot 2024-2025 Financial Year



The number of people experiencing homelessness within Glenelg Shire has more than doubled, increasing from 39 to 99.



On any given night within Glenelg Shire the estimated population of people experiencing homelessness is

**99**

## Who Sought Support

Throughout the 2024-2025 Financial Year, **504 people** received support for homelessness

- 46% were survivors of family and domestic violence
- 22% were First Nations People
- 22% were young people presenting alone



ii.

## Where are People Living



Supported accommodation  
50



Temp. with other households  
14



Overcrowded dwellings  
45



Tents, Squats, Sleeping out  
6

iii.

## Housing Stress

**294 households** on priority access housing VHR (homeless awaiting housing)

- 7.2% in mortgage stress
- 25.7% in rental stress<sup>iv.</sup>



Sources:


ii ABS (2021). Estimating Homelessness: 2021 Census.

ii. DFFH-BLASN data for 4th Quarter 2025


iii., iv. ABS (2021). Estimating Homelessness: 2021 Census.

# Homelessness in Moyne Shire

Data Snapshot 2024-2025 Financial Year



The number of people experiencing homelessness within Moyne Shire has increased from 24 to 33.



On any given night within Moyne Shire the estimated population of people experiencing homelessness is

**33**

## Who Sought Support

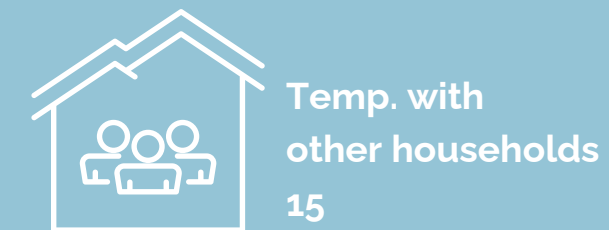
Throughout the 2024-2025 Financial Year, **220 people** received support for homelessness

- 46% were survivors of family and domestic violence
- 22% were First Nations People
- 22% were presenting alone



ii.

## Where are People Living




iii.

## Housing Stress

**247 households** on priority access housing VHR (homeless awaiting housing)

- 7.8% in mortgage stress
- 21.7% in rental stress <sup>iv.</sup>



Sources:


ii ABS (2021). Estimating Homelessness: 2021 Census.

ii. DFFH-BLASN data for 4th Quarter 2025

iii., iv. ABS (2021). Estimating Homelessness: 2021 Census.

# Homelessness in Southern Grampians Shire

Data Snapshot 2024-2025 Financial Year



The number of people experiencing homelessness within Southern Grampians Shire has more than tripled, increasing from 14 to 45.



On any given night within Southern Grampians Shire the estimated population of people experiencing homelessness is

**45**

## Who Sought Support

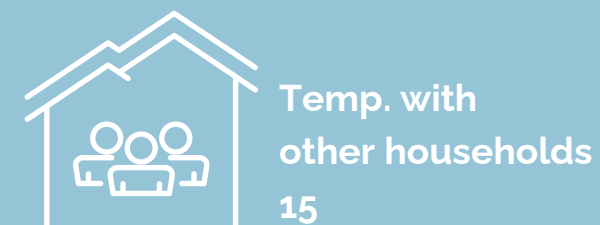
Throughout the 2024-2025 Financial Year, **311 people** received support for homelessness

- 46% were survivors of family and domestic violence
- 22% were First Nations People
- 22% were young people presenting alone



ii.

## Where are People Living




iii.

## Housing Stress

**169 households** on priority access housing VHR (homeless awaiting housing)

- 5.8% in mortgage stress
- 23.4% in rental stress<sup>iv</sup>



Sources:


ii ABS (2021). Estimating Homelessness: 2021 Census.

ii. DFFH-BLASN data for 4th Quarter 2025


iii., iv. ABS (2021). Estimating Homelessness: 2021 Census.

# Homelessness in Surf Coast Shire

Data Snapshot 2024-2025 Financial Year



The number of people experiencing homelessness within Surf Coast Shire has increased from 48 to 55.



Number of people experiencing homelessness: Surf Coast Shire<sup>i</sup>

On any given night within Surf Coast Shire the estimated population of people experiencing homelessness is

**55**

## Who Sought Support

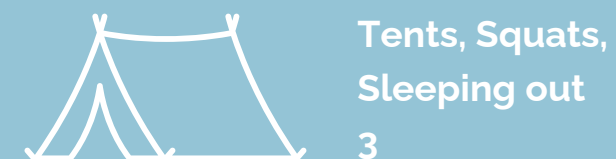
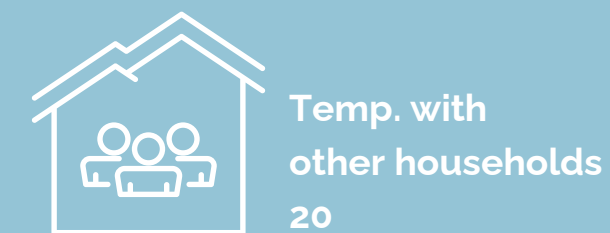
Throughout the 2024-2025 Financial Year, **143 people** received support for homelessness

- 44% were survivors of family and domestic violence
- 15% were First Nations People
- 10% were young people presenting alone



ii.

## Where are People Living



iii.

## Housing Stress

**500 households** on priority access housing VHR (homeless awaiting housing)

- 5.8% in mortgage stress
- 23.2% in rental stress<sup>iv</sup>



Sources:


ii ABS (2021). Estimating Homelessness: 2021 Census.

ii. DFFH-BLASN data for 4th Quarter 2025


iii., iv. ABS (2021). Estimating Homelessness: 2021 Census.

# Homelessness in Warrnambool City Council

Data Snapshot 2024-2025 Financial Year



The number of people experiencing homelessness within Warrnambool City Council has increased from 149 to 184.



Number of people experiencing homelessness: Warrnambool City Council <sup>i.</sup>

On any given night within Warrnambool City Council the estimated population of people experiencing homelessness is

**184**

## Who Sought Support

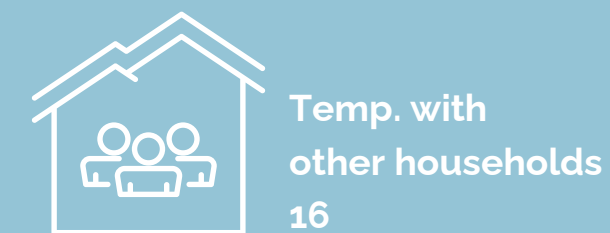
Throughout the 2024-2025 Financial Year, **975 people** received support for homelessness

- 46% were survivors of family and domestic violence
- 22% were First Nations People
- 22% were young people presenting alone



ii.

## Where are People Living



iii.

## Housing Stress

**709 households** on priority access housing VHR (homeless awaiting housing)

- 6.0% in mortgage stress
- 28.0% in rental stress<sup>iv.</sup>



Sources:

ii ABS (2021). Estimating Homelessness: 2021 Census.

ii. DFFH-BLASN data for 4th Quarter 2025

iii., iv. ABS (2021). Estimating Homelessness: 2021 Census.